

---

# So you want to do a live remote?

---

## What, where, how?

This presentation was created by [Simon Frech](#) with [Otis Maclay](#) for the Grassroots Radio Conference, August 14-17, 2014, at KHOI, Ames, Iowa.

---

Drive your remote bus with your large professional staff to the location. Connect to the dedicated line you ordered from the phone company. No problem.

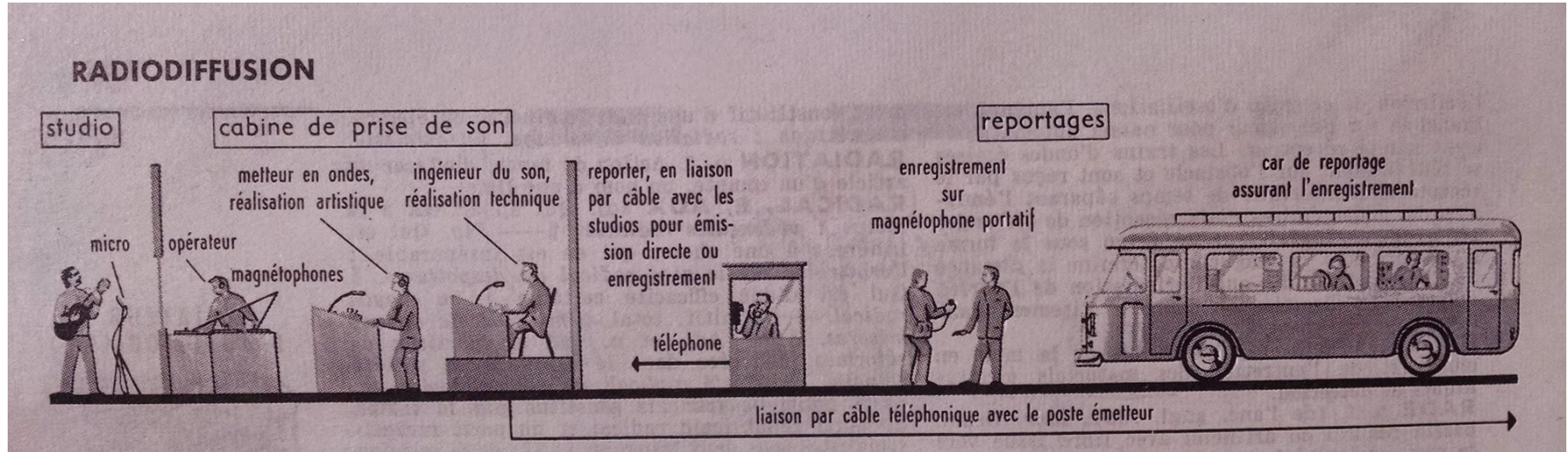


image from 1960 Petit Larousse encyclopedia

# Location, what kind of event?

---

Rally

Demonstration

Public Meeting

Sports

Concert



WORT Operations Coordinator Norman Stockwell and DJ Bad Sister Heidi staffing the remote radio station. Photo by Rebecca Kemble. [link](#)

# Check out the location, options

---

Who is the contact? One contact, please!

Where's the power outlet? Bring a UPS.

Where's the phone line?

Where's internet access?

WiFi can work, wired is better.

Don't share WiFi with many others.

Mobile networks: Maybe

---

# How to get the audio to the studio?

---

Modes of transmission:

Phone (POTS)

Internet (wired or WiFi)

Mobile (G3, G4)

Wireless link (your own)

Marti RPU



# One way or two way?

---

Simplex

Stream: One way only with several seconds delay.

Duplex

Real time: You can have a conversation between remote location and studio.

---

# Codecs you can buy

---



**BRICts**  
TRAVERSAL SERVER



**Comrex Access**  
portable  
\$3,500

connections:  
phone  
mobile networks  
(with USB modem)  
ethernet

# Codecs you can buy

---



**Comrex Access**  
Rack unit  
\$2,750

connections:  
phone  
mobile networks  
ethernet





# Codecs you can buy

---



**Telos Z/IP One**  
\$2,000

connections:  
ethernet  
mobile networks  
(with USB modem)



# Codecs you can buy

---



## Tieline Bridg-IT basic

\$1,500

connections:  
ethernet  
mobile networks  
(with USB modem)

## Tieline Bridg-IT Pro

\$2,050 adds AAC,  
other features.

---

# Codecs you can buy

---



**APT Horizon  
NextGen**  
\$2,150

connections:  
ethernet  
mobile networks  
(with USB modem)




“Surestream”  
redundancy  
No front panel  
control

# One way stream using a “Barix box”

---

Barix Instreamer is a very small box for streaming mp3 or PCM. Control via built-in web interface. In my experience very reliable. \$365.



# Using a computer

---



Do it on the cheap...

---

# Use a computer to stream

---

## Mac

Nicecast (\$59) mp3 only

Ladiocast (free) ogg, mp3, AAC, HE-AAC

butt (free) (broadcast using this tool)

## PC

Winamp (free) with Edcast plugin can do mp3, AAC, HE-AAC. Codec license questionable

butt (broadcast using this tool)

## Linux

butt, others?

---

# Just about any computer will work

---

A few years old? No problem.

Use external sound card (USB audio adapter)  
or a mixer with built-in USB connection.

Turn off all other applications.

---

# You'll need an icecast server

---

Get through firewalls

Add capacity

Setup your own

Use someone else's

[giss.tv](http://giss.tv) is free for noncommercial content

[streamguys.com](http://streamguys.com) if you need more capacity

Ask Otis!

---



# Use online services for two-ways

---

Skype

ipDTL

SourceConnect

Google Hangouts

Luci live (lite)

webrtc

---

# Skype

---

## Pros

Easy to setup

Free

Sounds pretty good  
for voice

## Cons

Not always reliable

Not for music

Yet another update

---

# Making Skype better (geeky)

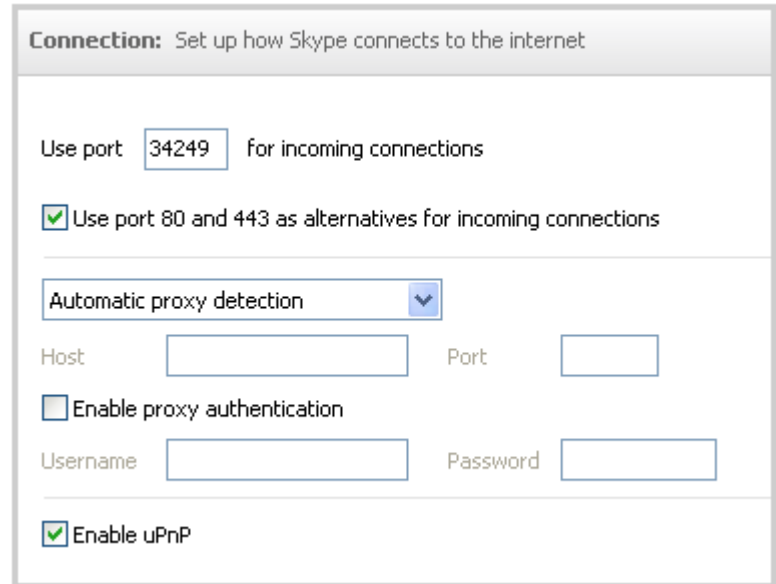
---

On your station's network router, open the port for the Skype computer. It may just improve the connection a bit.

When you install Skype, a port above 1024 is chosen at random as the port for incoming connections. You can configure Skype to use a different port for incoming connections if you wish, but if you do, you must open the alternative port manually.

If the port chosen for incoming connections becomes unavailable, by default ports 80 and 443 will be used as alternatives. If another application (such as Apache HTTP server or IIS) uses these ports, you can either configure the application to use other ports, or you can configure Skype to not use these ports.

1. In Skype, from the menu bar, click **Tools > Options**.
2. Under **Advanced**, click **Connection**.



The screenshot shows the 'Connection' settings dialog box in Skype. The title bar reads 'Connection: Set up how Skype connects to the internet'. The settings are as follows:

- 'Use port' is set to 34249 for incoming connections.
- The checkbox 'Use port 80 and 443 as alternatives for incoming connections' is checked.
- 'Automatic proxy detection' is selected in the dropdown menu.
- 'Host' and 'Port' fields are empty.
- The checkbox 'Enable proxy authentication' is unchecked.
- 'Username' and 'Password' fields are empty.
- The checkbox 'Enable uPnP' is checked.

# ipDTL.com

---

## Pros

Easy to setup

Free for one to one at  
40kbps

Uses OPUS codec

Sounds great

Built-in text chat and other  
tools

## Cons

Needs subscription for more  
connections and higher  
bitrates

Chrome browser only

Not iOS or Android compat.

---

# [now.source-elements.com](https://now.source-elements.com)

---

## Pros

Easy to setup

Free for up to 4 simultaneous connections at 128kbps

Uses OPUS codec.

Sounds excellent

Built-in text chat

Latest Chrome browser including Android

## Cons

Once beta version expires you will need subscription for more connections and higher bitrates

Chrome browser only

Not iOS compatible

---

# Google Hangouts on air

---

## Pros

Free

Good sound quality

Don't need camera

Can do private link if not  
“broadcasting”

Can involve several parties

## Cons

Setup not easy

Chrome browser only

Problems with copyrighted  
material

# LUCI live

---

LUCI live and LUCI live lite are mobile phone and Mac/PC apps that connect you at good to excellent quality to the studio.

Download demos: [LUCI.eu](http://LUCI.eu)



# WebRTC

---

WebRTC is a free, open source project that enables web browsers with Real-Time Communications (RTC) capabilities via simple JavaScript APIs.

<http://www.webrtc.org>

---



# OpenOB: Help us use it!

---

OpenOB can be used for:

- Studio to studio contribution links

- Outside broadcast contribution links

- Talkback links

- Studio to transmitter distribution links

It can be used on a variety of network connections (including over the internet and mobile links such as 3G), with operating bitrates as low as 16kbps in compressed mode, and support for fully lossless operation in linear PCM mode.

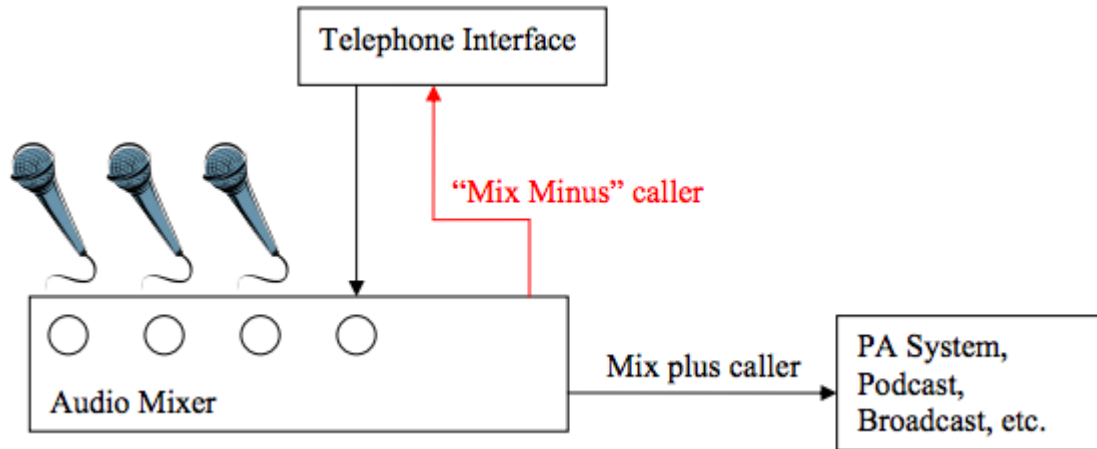
<http://jamesharrison.github.io/openob/>

---

# Mix Minus

---

Just like with on-air telephone calls, everything EXCEPT the phone call audio goes back to the caller.



You can use the AUX bus on your mixer to create the mix minus bus.

# Things to take along

---

UPS

Adapters

Extra cables

Splitters

Hum eliminator

[Studio Hub](#)

Cat 5 cables



---

# Questions? Comments?

---

# Thank you!

Simon Frech, Redwood Community Radio, Redway, California. [simon@kmud.org](mailto:simon@kmud.org)

---